



ELOM JOURNEY  
2017 – 2018

# Why ELOM ?



## What did we want to achieve?

- Critically assess our programme
- Gather evidence of our impact
- Compare our internal tools
  
- Acknowledge the context



# Implementing ELOM



# Preparing for the Evaluation



## What we did:

- Joined the working group
- Drafted an implementation plan
- Evaluated our internal M&E systems
- Identified staff to train as assessors
- Identified children who were in the correct age and language cohort
- Engaged parents to ensure we had informed consent

# Conducting assessments



Cotlands assessed 90 children in 3 provinces  
(English, Zulu, Afrikaans )

## Learnings

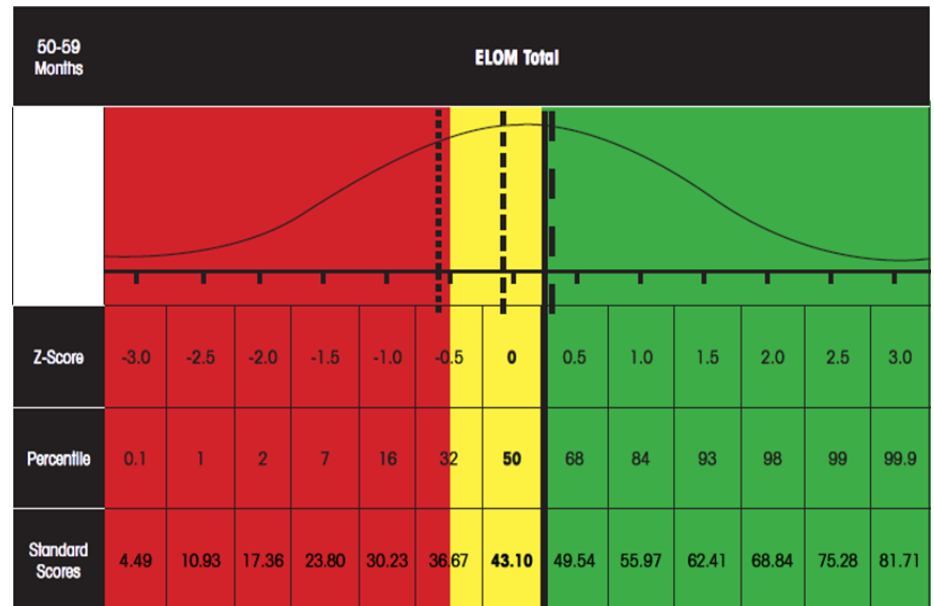
- Understanding the age range
- Managing expectation – concerning individual scores
- Interpreting the report




# Using the report

## Learnings

- Identifying the gaps in our programme
- Shared the finding with our stakeholders
- Audited the previous 3 months activities
- Retrained implementing staff
- Reworked our curriculum



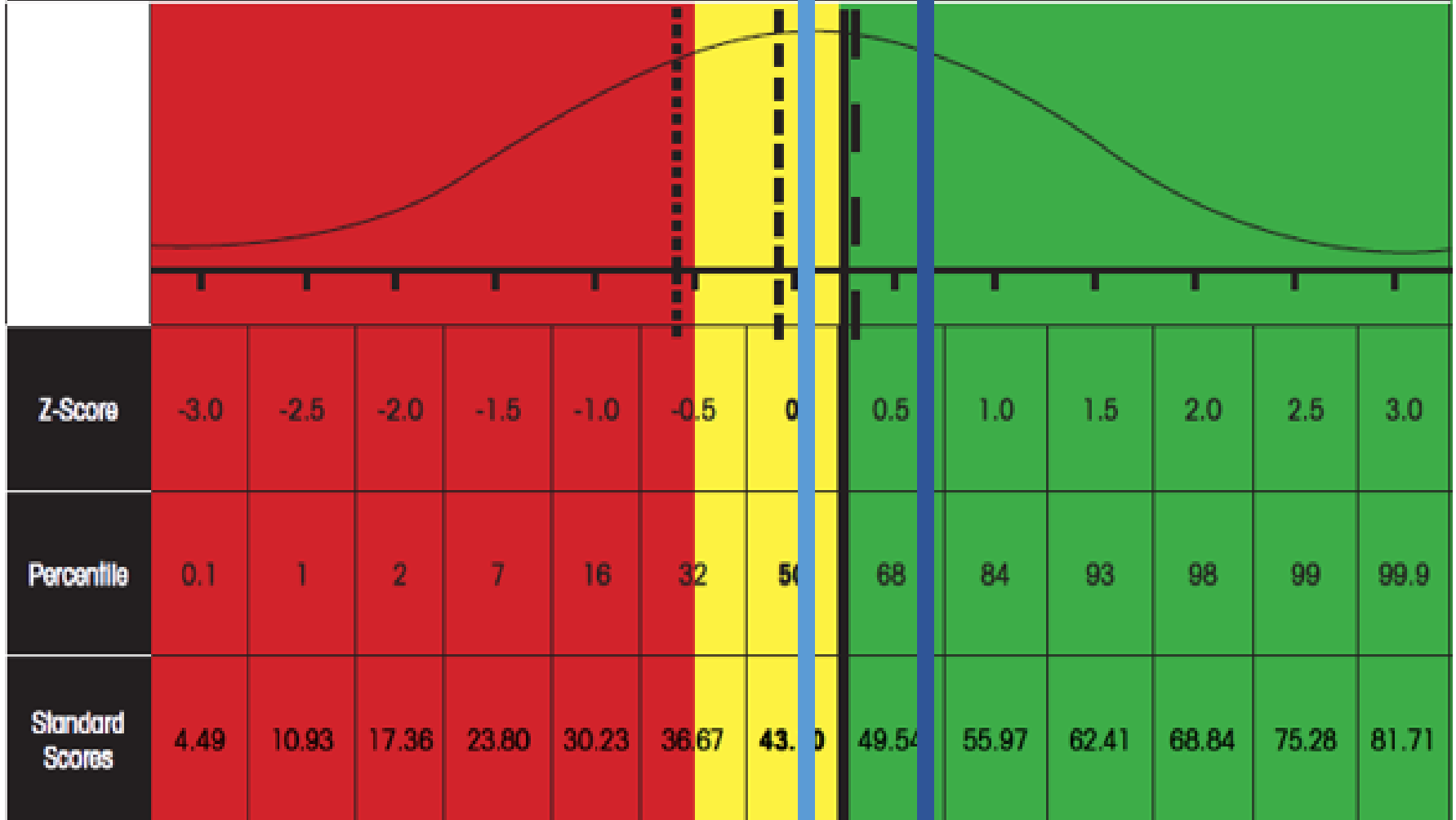


# How did we do ?



50-59  
Months

ELOM Total





# Value to an organization




1. Identifies gaps for improvement
2. Reinforces internal evaluations
3. Objective – unbiased – recognised
4. Recognises play based learning methodology

# Recommendations



1. Trained local assessors – in all languages
2. Consideration for Language of teaching vs Home language
3. System to reconnect with and monitor assessors



# Questions ?





Thank you