

Sharing Online Platforms:

- Mindset Platform
- Newsela
- Edmodo
- Moodle

Mindset Platform



What is Mindset Learn?

Part of [Mindset Network](#) (a not-for-profit organisation) set up in 2002 to provide educational solutions for the formal education and health sectors.

Mindset Learn



Supports teachers and learners in accessing and delivering the curriculum.

- Grades: 10, 11 and 12
- Subjects: Math, Science, Economics
- Curriculum: Aligned with Curriculum Assessment Policy Statement (CAPS)
- Format: Mostly video content, but supported by PDF

Mindset Teach



Mindset Health



- Mindset Teach: Documenting and sharing effective classroom practice
- Mindset Health: Content on pressing issues for the health sector

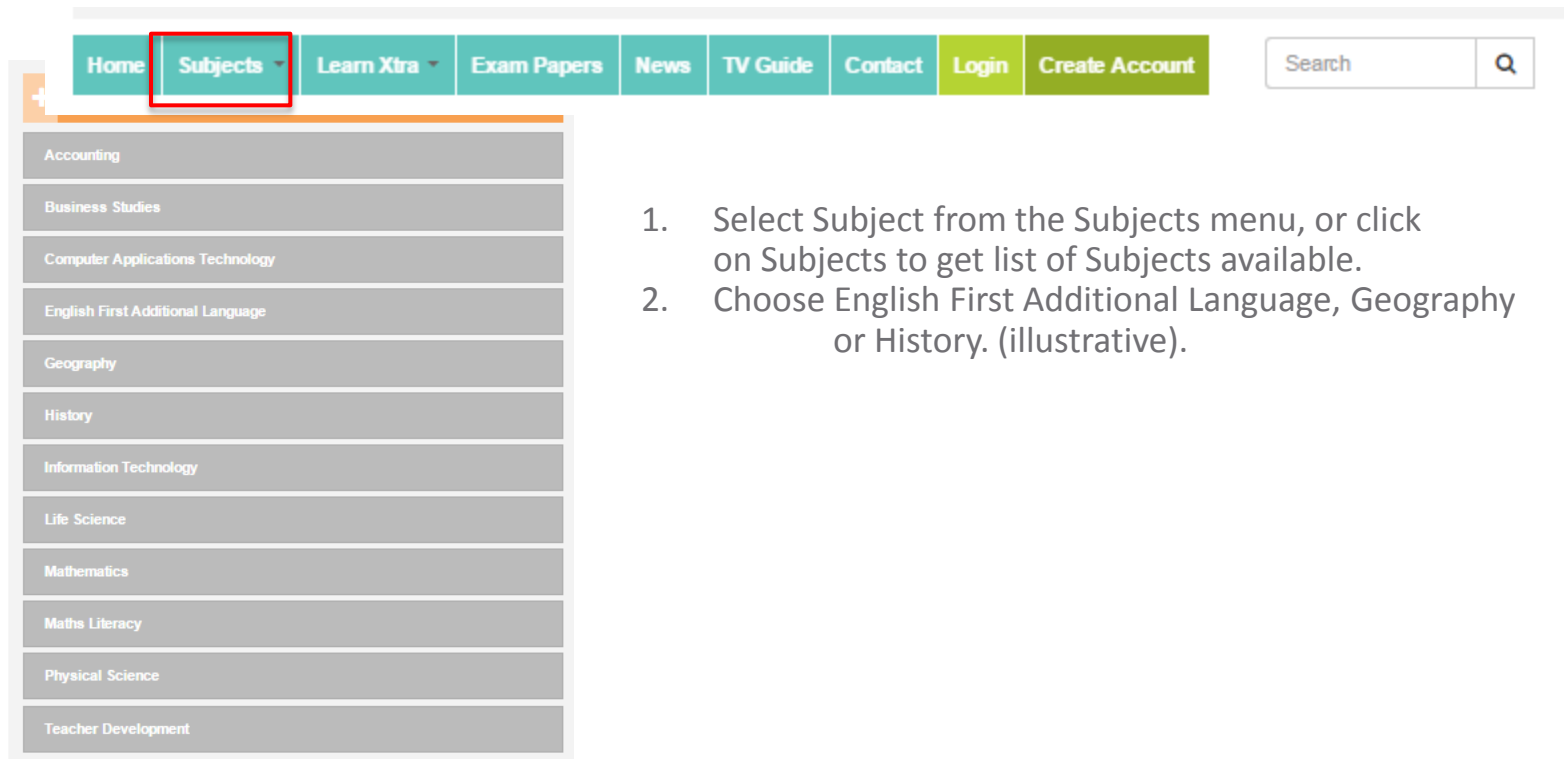
Accessing Mindset Learn

www.mindset.co.za/learn

www.youtube.com/mindsetlearn

- For teachers and learners
- Formal learning to teach concepts
- Experiments, demonstrations, real-life applications
- Also fully aligned to CAPS, video, PDF
- Focus on overviews & summaries of most important sessions
- Offer exam practices
- Recorded, Live, Social (Facebook), Exam revisions

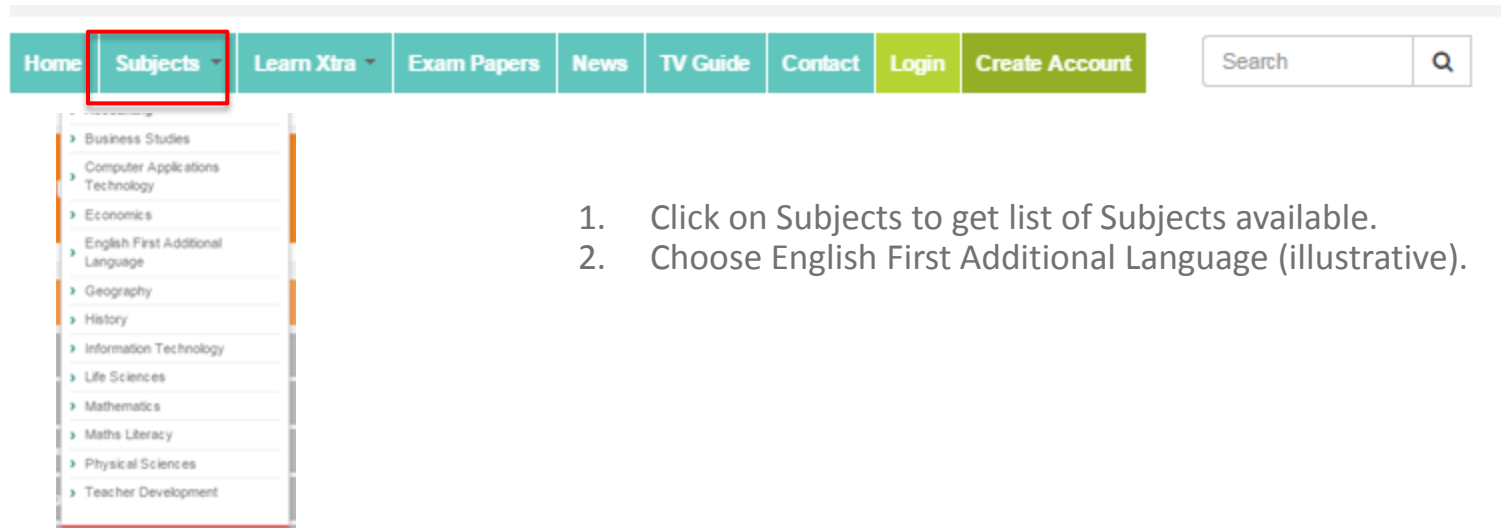
Select Subjects



The screenshot shows a website navigation bar with the following items: Home, Subjects (highlighted with a red box), Learn Xtra, Exam Papers, News, TV Guide, Contact, Login, and Create Account. To the right of the navigation bar is a search box with the text 'Search' and a magnifying glass icon. Below the navigation bar, the 'Subjects' dropdown menu is open, displaying a list of subjects: Accounting, Business Studies, Computer Applications Technology, English First Additional Language, Geography, History, Information Technology, Life Science, Mathematics, Maths Literacy, Physical Science, and Teacher Development.

1. Select Subject from the Subjects menu, or click on Subjects to get list of Subjects available.
2. Choose English First Additional Language, Geography or History. (illustrative).

Selecting English (Illustrative)



The screenshot shows a website navigation bar with the following items: Home, Subjects (highlighted with a red box), Learn Xtra, Exam Papers, News, TV Guide, Contact, Login, and Create Account. To the right of the navigation bar is a search box with the text 'Search' and a magnifying glass icon. Below the 'Subjects' menu item, a dropdown list is visible, containing the following subjects: Business Studies, Computer Applications Technology, Economics, English First Additional Language, Geography, History, Information Technology, Life Sciences, Mathematics, Maths Literacy, Physical Sciences, and Teacher Development.

1. Click on Subjects to get list of Subjects available.
2. Choose English First Additional Language (illustrative).

Select Subjects, Topics and Grade

Click on relevant tabs to identify courses based on appropriate levels

+ Topics

Grade 10


- LS - Listening for Information
- LSC - Statements and Sentence Structure
- WP - Writing Informative Paragraphs
- LS - Listening for Opinion
- LSC - Expressing Emotions
- RV - Literary Texts 1 and 2
- WP - Writing Imaginative Paragraphs
- LS - Giving Opinions



Learner Video

Parts Of Speech

Grade 10 | Effective Grammar



Learner Video

More Parts Of Speech

Grade 10 | Effective Grammar



Learner Video

Structure of Poems

Grade 10 | Getting into poetry



Learner Video

Skimming and Scanning I

Grade 10 | Summarising



Learner Video

Literal and Figurative Meaning I


Grade 10 | Figurative Language



Learner Video

South African English

Grade 10 | Vocabulary



Learner Video

Similes and Metaphors

Grade 10 | Figurative Language



Learner Video

Defining Values Attitudes and Beliefs

Grade 10 | Values, Attitudes and Beliefs

Select Subjects, Topics and Grade

Click on relevant tabs to identify courses based on appropriate levels

+ Topics	
Grade 12	
Term 1	The Cold War
	Independent Africa
Term 2	Civil Society Protests: 1950s to 1970s
	Civil Resistance in South Africa 1970s to 1980
Term 3	The Coming of Democracy in South Africa and Coming to Terms with the Past
	The End of the Cold War and a New World Order: 1989 to the present
	Exam Revision



Revision Video

Focus on Paper 1

Grade 12 | Learn Xtra Exam Revision 2013



Revision Video

Impact of the Cold War

Grade 12 | Learn Xtra Exam Revision 2013



Revision Video

Truth & Reconciliation Commission

Grade 12 | Learn Xtra Exam Revision 2013



Revision Video

South Africa Emerging as a Democracy

Grade 12 | Learn Xtra Exam Revision 2013



Revision Video

Impact of Collapse of USSR on SA

Grade 12 | Learn Xtra Exam Revision 2013



Revision Video

Civil Society Protests

Grade 12 | Learn Xtra Exam Revision 2013



Revision Video

Exam Questions Paper 2

Grade 12 | Learn Xtra Exam Revision 2013



Revision Video

Civil Resistance in South Africa

Grade 12 | Learn Xtra Exam Revision 2014

Walkthrough Videos In Curriculum

Learn the curriculum by viewing the videos in order

English First Additional Language / Grade 10 / LSC - Conjunctions / Effective Grammar / Parts Of Speech

+ Topics

Grade 10

LS - Listening for Information

LSC - Statements and Sentence Structure

WP - Writing Informative Paragraphs

LS - Listening for Opinion

LSC - Expressing Emotions

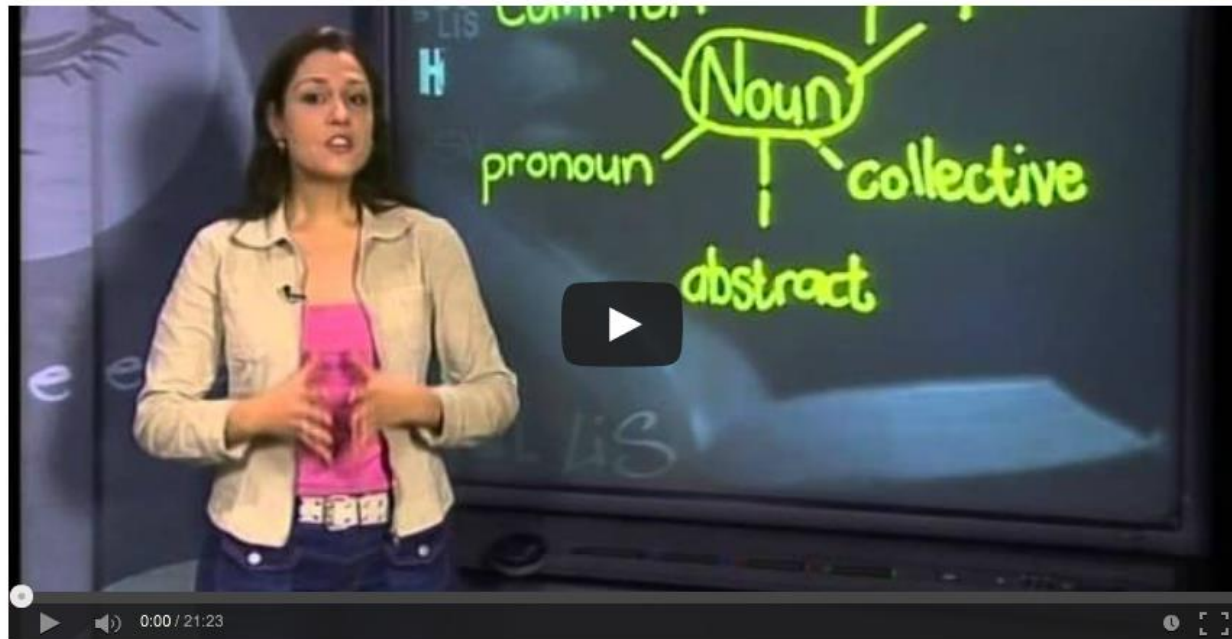
RV - Literary Texts 1 and 2

WP - Writing Imaginative Paragraphs

LS - Giving Opinions

WP - Writing Letters and Dialogues

Download the Note



33422 | 109 | 11 | Like | Dislike

Revise With Learn Xtra

Use the extra resources to augment your learning

All About Learn Xtra Lessons

Learn Xtra Lessons give you the best quality revision. Covering all the essentials, they provide helpful summaries of all the crucial concepts, tons of really useful worked examples of the kinds of questions you can expect in tests and exams as well as specially selected practice examples for you to work on to hone your skills.

Each 90 minute video lesson is accompanied by a super useful Xsheet giving summary notes of the topic. So what are you waiting for? Watch free on the Mindset Learn website or order your complete DVD and book sets from the **Mindset Shop**.



Learn Xtra Lessons

Video lessons with supporting notes giving you all the essentials for Grade 10, 11, and 12.

Mathematics	10	11	12
Physical Science	10	11	12
Life Sciences	10	11	12
Maths Literacy	10	11	12
Geography		11	12
Accounting		11	12

Download a Free Audiobook

Try Audible with A Free Audiobook. Listen on iOS or Android Devices!



Take An Exam

Test your knowledge by taking one of the exams

Exam Papers

Fulltext search

Search

+ Filters

Filter by subject:

First Additional Language (516)
Home Language (418)
Mathematics (225)
Second Additional Language (210)
Agricultural Sciences (197)
Life Sciences (184)
Geography (175)
History (173)
Computer Applications Technology (160)
Physical Sciences (158)
Information Technology (139)
Mathematical Literacy (118)
Accounting (113)
Engineering Graphics and Technology (99)
Economics (98)
Business Studies (84)
Music (83)

Title ▲	Type	Language	Year
2005 Arabic First Language - First Paper HG	Exam Memo	English	2005
2005 Final Exam paper : Accounting - First Paper HG	Exam Paper	English	2005
2005 Final Exam paper : Accounting - First Paper HG	Exam Paper	English	2005
2005 Final Exam paper : Accounting - First Paper SG	Exam Paper	English	2005
2005 Final Exam paper : Additional Mathematics - First Paper HG	Exam Paper	English	2005
2005 Final Exam paper : Additional Mathematics - First Paper HG	Exam Paper	English	2005
2005 Final Exam paper : Agricultural Science - First Paper HG	Exam Paper	English	2005
2005 Final Exam paper : Agricultural Science - First Paper HG	Exam Paper	English	2005
2005 Final Exam paper : Agricultural Science - First Paper SG	Exam Paper	English	2005
2005 Final Exam paper : Agricultural Science - First Paper SG	Exam Paper	English	2005

History Tests (Illustrative)

Fulltext search

Search

Title ▲	Type	Language	Year
2006 Grade 10 Exemplar Marking Memorandum : History	Exam Memo	English	2006
2006 Grade 10 Exemplar Question Papers : History	Exam Paper	English	2006
2006 Grade 10 Exemplar Question Papers : History	Exam Paper	English	2006
2006 Grade 10 Exemplar Question Papers : History Addendum	Exam Paper	English	2006
2006 Grade 10 Exemplar Question Papers : History Addendum	Exam Paper	English	2006
Grade 10 History (Exemplar)	Exam Paper	English	2012
Grade 10 History (Exemplar)	Exam Memo	Afrikaans	2012
Grade 10 History (Exemplar)	Exam Memo	English	2012
Grade 10 History (Exemplar)	Exam Paper	Afrikaans	2012
Grade 10 History Addendum (Exemplar)	Exam Paper	English	2012



Filters

Filter by subject:

[\(Remove Filter\) History](#)

Filter by grade:

[\(Remove Filter\) Grade 10](#)

By Type

[Exam Paper \(7\)](#)

[Exam Memo \(3\)](#)

By Year

[2006 \(5\)](#)

[2012 \(5\)](#)

Learn Xtra Helpdesk or MixIt App

Submit your own questions or check out previously answered questions.

Frequently Asked Questions

Struggling with a particular question? Look no further. Check out our wide range of previously answered questions.

You can also submit questions via

- The [Submit your own question](#) link below
- The Mindset Learn Xtra [MixIt App](#)

Ask Question

Question *

Topic *

Grade	Subject	Topic
Grade 10 ▾	English ▾	Any ▾

Your email address *

Ask

Grade	Subject	Topic
Grade 10 ▾	English ▾	Any ▾

Search

Search

Latest Questions

+ What are passive voice, conjunctions, past tense, synonyms, abbreviations and metaphors?

Show Answer

+ What does SANCA stand for?

Show Answer



vmware®
FOUNDATION

Newsela

Leveled news articles and quizzes to help with reading comprehension

Jessa Chin

Wed Jul 22, 2015

vmware®

© 2014 VMware Inc. All rights reserved.

Assigned to 1 class Text Set 1 selected Hide select class

Assigning to: Early Bird Reading

Instructions (optional)

*You can add instructions for your class here.
For example, "Highlight any words you don't understand in red."*

Newsela will use each student's performance to present the article at the level just right for them.

Assign

Reading level bar

MAX

1200L

1080L

910L

700L

WRITE

QUIZ

Assign

SCIENCE        33

Light bulb icon, indicating a quiz is available

Scientists say they have gotten a clue as to why we suffer "writer's block"

Technology to enable Teachers and Students

Focused on:



What is a learning platform?

Student-
Centric

Assignments

Quizzes

Grading

Collaboration

Discussion
Forums

What are the benefits for teachers?

1. One central location accessible anywhere

2. Makes marking more manageable & provides students with a visual incentive

3. Easily track students' progress

4. Participate in a collaborative approach to the development of lesson plans, schemes of work and learning plans

5. Safe and secure

What are the benefits for learners?

1. Access learning materials and tutor support, before or after school, and to do some studying from their home or other locations

2. Fun, innovative & creative learning environment: assignments, discussion forum, files download, grading, instant msgs, online quizzes

3. Help the shy students have a voice

What do they look like?

The screenshot shows a Moodle course page for 'History: Russia in Revolution'. The browser address bar indicates the URL is 'school.demo.moodle.net/course/view.php?id=56'. The page features a navigation menu on the left with sections for 'NAVIGATION' and 'ADMINISTRATION'. The main content area includes a 'Welcome to the Course' section with a video player and a 'Useful resources' section. A 'RANDOM GLOSSARY ENTRY' sidebar is visible on the right, showing an entry for 'APRIL THESES'.

The screenshot shows a Facebook interface for a group named 'Mr. Sier's VMware Foundation Trek'. The page includes a search bar, a 'Where do you teach?' section, and a 'Latest Posts' section. The latest post is titled 'Me to Dawn Kwan Learning about Crazy Cats!' and includes a video link and a 'funny crazy cats :)' image. The interface also shows a 'Turned in (0)' status and a 'Type a reply...' input field.

Collaborate with others - Chat

Adding a Chat to your course

With the editing turned on, in the section you wish to add your chat, click the "Add an activity or resource" link (or, if not present, the "Add an activity" drop down menu) and choose Chat. Fill out the required information.

The screenshot shows the Moodle interface for adding a chat activity. On the left, the 'General' configuration form is visible, with the 'Name of this chat room*' field containing 'Geography Trip Chat' and the 'Description*' field containing 'Let's talk about our planned field trip here.'. The 'Paragraph' format is selected in the rich text editor. On the right, a preview of the chat interface is shown, displaying a list of messages from 'George Clooney' and 'Jonny Depp'.

Chat Configuration Form:

- General**
- Name of this chat room***: Geography Trip Chat
- Description***: Let's talk about our planned field trip here.
- Format**: Paragraph
- Display description on course page**:

Chat Interface Preview:

- 14:09 **George Clooney** George Clooney has just entered this chat
- 14:09 **George Clooney** I volunteer to chair this meeting
- 14:09 **Jonny Depp** I am not so sure - I have better leadership skills!
- 14:09 **George Clooney** But I am in the "A" team!

Collaborate with others - Forum

Adding a Forum to your course

With the editing turned on, in the section you wish to add your chat, click the "Add an activity or resource" link (or, if not present, the "Add an activity" drop down menu) and choose Forum - Fill out the required info.



Combining the Games

by *Mary Cooch* - Thursday, 13 September 2012, 9:58 PM

Do you think the Olympics and Paralympics should be combined? If yes, why, and if no, why not?

[Repl](#)



Re: Combining the Games

by *David Beckham* - Thursday, 13 September 2012, 10:05 PM

I think in an ideal world they should be combined but in reality I think it would cause a lot of organisational problems and create so many more categories the games would be come unmanageable.

[Show parent](#) | [Repl](#)



Re: Combining the Games

by *Bradley Wiggins* - Thursday, 13 September 2012, 10:07 PM








Absolutely! Yes! Bring it on!

Add and Share Content

Adding Resources to your course


With the editing turned on, in the section you wish to add your chat, click the "Add an activity or resource" link (or, if not present, the "Add an activity" drop down menu) and choose one of the different resources.

RESOURCES



-  Book
-  File
-  Folder
-  IMS content package
-  Label
-  Page
-  URL

Select and fill in the necessary info for the resource chosen.

Resources will appear in the course.


 Concepts and Characters 

Films reading:



 Useful links 

 Video resources 

Psychology reading:

 Osborne: Transference/Counter transference in the Psycho-analysis process

 Categories and Causes of Mental illness

 This is a book 

Add Assignments

Adding Assignments to your course

With the editing turned on, in the section you wish to add your chat, click the "Add an activity or resource" link (or, if not present, the "Add an activity" drop down menu) and choose Assignments.


Assignment name*

Description*

Table Text B I List Link Image File More

1. Design a brochure (using a program of your choice) to promote at least 6 famous London landmarks for tourists visiting London from overseas.

2. Before you start, download and read through the attached Paris Tourist brochure which will give you some ideas.




Display description on course page

Additional files

Maximum size for new files: Unlimited

Upload Download

Files



Paris Tourist

Setup Quiz

Adding Quizzes to your course

With the editing turned on, in the section you wish to add your chat, click the "Add an activity or resource" link (or, if not present, the "Add an activity" drop down menu) and choose Quiz.

Moodle History Quiz

QUIZ NAVIGATION

1 2 3 4 5
6 7

[Finish attempt ...](#)

Time left **0:08:38**

Question 1

Not yet answered

Base mark 1.00

Flag question

Why is the 20th August an important date? (You may choose more than one answer.)

Select one or more:

- a. It is World Mosquito Day
- b. It is the birthday of the founder of Moodle, Martin Dougiamas.
- c. It is the date of the first official release of Moodle in 2002.

Certainty (?): C=1 (Unsure: <67%) C=2 (Mid: >67%) C=3 (Quite sure: >80%)

NAVIGATION

ADMINISTRATION

Question 2

Not yet answered

Base mark 1.00

Flag question

Match the cool Moodle features with the version in which they first appeared:

Groupings

Repositories

Drag and drop files

Certainty (?): C=1 (Unsure: <67%) C=2 (Mid: >67%) C=3 (Quite sure: >80%)

View student assessment data

2.8

Heather Reyes

Psychology in Cinema

Analysis

Collaborative

Individual


Ungraded (Attendance)


Surname First name	From Concept to Reality: ...	Course discussion	Category total	Group Project	Category total	Screening 1
Amanda Hamilton	95.00	Fair point	93.14	85.00	83.33	
Brian Franklin	90.00	Excellent point	90.20	85.00	85.83	Absent
Gary Vasquez	75.00	-	75.00	55.00	70.00	Absent
George Lopez	75.00	Good point	74.51	70.00	66.67	Absent
Anthony Ramirez	72.00	-	72.00	80.00	68.18	Absent
Barbara Gardner	70.00	-	70.00	-	79.09	Absent
Frances Banks	70.00	-	70.00	65.00	74.17	Excluded Absent
Brenda Vasquez	65.00	Excellent point	65.69	65.00	68.18	Absent
Joshua Knight	60.00	Fair point	58.82	60.00	64.17	Absent
Mark Ellis	55.00	-	55.00	70.00	64.17	Excluded Absent
Donna Taylor	55.00	Fair point	53.92	55.00	58.33	Absent
Overall average	71.09	Good point	70.75	69.00	71.10	Absent

Create Your Teacher Account

← → ↻ <https://www.edmodo.com> ☆ ⓘ 🗄

TEACHERS ADMINIS EDMODO SYNC SUPPORT

Email or Username Password Log In 
Forgot password?



Join Edmodo, where over 51 million teachers, students, and parents are connecting to collaborate on assignments, discover new resources, and more!

Get Secure **Teacher** Account

TEACHERS STUDENTS PARENTS

Enter your Email Address

Create a New Password

Sign Up for Free

By clicking, you agree to our [Terms of Service](#) & [Privacy Policy](#).

Teacher Homepage

The screenshot shows a teacher's dashboard with a top navigation bar, a central content area, and a left sidebar. Callout boxes highlight specific features:

- View students' progress and store unlimited content for easy sharing**: Points to the 'Note' and 'Assignment' tabs.
- assignments, reminders, polls, or discussion**: Points to the 'Quiz' and 'Poll' tabs.
- Encourage collaboration and participation in discussions**: Points to the 'Turn In' button in a post.
- and re-use Create groups for classes, clubs, PLCs, online courses**: Points to the 'Groups' section in the sidebar.

The interface includes a search bar, navigation icons, and a 'Latest Posts' section with a post titled 'Learning about Crazy Cats!' featuring a video embed.

Progress (Gradebook)

Progress / P5 Science

Export

Access grades and badges

Export grades into CSV file so you can input into another system

Scores are updated automatically after each assignment or quiz is graded and recorded

Student	Total	Test assign	Lab Assignment	Lab Assignment	Lab Assignment	Assignment	Shop	Lab Report	Chapter 3 Quiz
Jill Florant	92%	-	-	-	-	-	-	19/20	7/10
George Washington	77%	-	-	-	-	-	-	15/20	9/10
Jane Addams	92%	-	N/A	N/A	-	-	-	20/20	10/10
Caitlin Armstrong	91%	-	N/A	-	N/A	-	-	17/20	9/10
David Art	0%	-	N/A	N/A	-	-	-	-	-
Liam Boyle	89%	-	-	-	-	-	94/100	18/20	9/10
Anne Brandis	91%	-	N/A	N/A	-	-	91/100	-	-
Jonah Buttons	74%	-	N/A	-	-	-	-	-	-
Mel C	0%	-	N/A	N/A	N/A	-	-	-	-
Ben Franklin	88%	-	N/A	N/A	N/A	-	88/100	-	-
Zora Hurston	82%	-	N/A	N/A	N/A	-	82/100	-	-
Kynedi Johnson	82%	-	N/A	N/A	-	-	-	-	-
Jamie Pasadena	84%	-	N/A	-	-	-	-	-	-
Neha Singh	0%	-	N/A	N/A	N/A	-	-	-	-
Nikki T	0%	-	N/A	N/A	N/A	-	-	-	-

Badges

In the "Progress" section, select the "Badges" tab

New Grade		Walk around grade	GoAnimate Final Project	GoAnimate Final Project	Tuck Everlasting: Final Quiz	Tuck Everlasting: Chapter 10 Homework	Physical Properties Practice 1	Weekly Grade Update
Student	Total							
Tim Holloran	100%	5/5	N/A	N/A	-		-	
Caitlin Armstrong	85%	4/5	-	8/10	7/8		8.5/10	10/10
Jamie Benson	85%		N/A	9/10	-	10/10	-	10/10
Liam Boyle	84%		N/A	N/A	7/8	10/10	8/10	
Anne Brandis	92%		N/A	10/10	5/8	9/10	-	
Jonah Buttons	0%		N/A	-	-	LATE	-	
Charlie Davenport	90%		-	-	8/8	8.5/10	-	
Kynedi Johnson	0%		-	-	-		-	
Johnny Kennedy	0%		N/A	N/A	-		-	

Badges

Progress / P1 Language Art Export

Grades **Badges** Insights

Add a Badge to this Group

Click "Add a Badge to this Group" and select your Badge.

Student	Total	Good Question	Capistrano Valley	Stanford Alumni	Kindness Award	Go-Getter	Class	Golden Ticket
Tim Holloran	0/15							
Caitlin Armstrong	9/15	✓			✓	✓	✓	✓
Jamie Benson	9/15	✓			✓	✓	✓	✓
Liam Boyle	9/15	✓			✓	✓		✓
Anne Brandis	7/15	✓			✓	✓		✓
Jonah Buttons	7/15	✓			✓	✓		✓
Charlie Davenport	7/15	✓			✓	✓		✓
Kynedi Johnson	6/15	✓			✓	✓		✓
Johnny Kennedy	6/15	✓			✓	✓		✓

Check of all the students who you want to receive the Badge.

Planner (Calendar)

The screenshot shows the Edmodo Planner interface. At the top, there is a search bar and a user profile. Below the search bar, the word "Planner" is followed by a plus sign icon in a red box, with a callout box pointing to it that says "Add/create class events or tasks, view scheduled assignments". To the right of the search bar, there is a dropdown menu labeled "Everything" with a gear icon, also in a red box, with a callout box pointing to it that says "Filter by group or view all". Below the search bar, there are tabs for "Week" and "Month", with a callout box pointing to them that says "View by month or week". The main area is a calendar grid for the week of July 9-13, 2013. At the bottom, there is a section labeled "SOMEDAY" with two tasks: "Create Lesson Plan" and "Write Unit Exam", both with checkmarks. A callout box points to these tasks that says "Tasks show up here to keep you on track".

Library

The screenshot shows a digital library interface. At the top, there is a navigation bar with icons for home, activity, search, and library, along with a search bar and user profile. The main content area is titled "Library Items" and includes a "Filter by" dropdown and an "Add to Library" button. A left sidebar contains navigation options: "Library Items", "Folders", "Attached to Posts", and "Google Drive". The main area displays a grid of items, including "Movie Roosevelt" (mp4 files), "Solar System movie", "Photo Roosevelt" (jpg), and "Our Solar System".

Teachers and students can connect Google Drive accounts

Organize library into folders and share folders with your groups

Add unlimited files, links, and embed codes and

Share Folders from Library

The screenshot shows the Edmodo interface. At the top, there is a navigation bar with icons for home, activity, calendar, and library (highlighted with a red box). A search bar is located next to the library icon. On the left side, there is a sidebar with navigation options: Library Items, Folders, Attached to Posts, and Google Drive. The main content area displays a folder named '* Syllabus *'. A 'Folder Options' dropdown menu (highlighted with a red box) is open, showing options: Rename Folder, Delete Folder, Folder Sharing, and Share this folder with. The 'Folder Sharing' section includes a checkbox for 'Make this folder public' and a URL field containing 'http://edmodo.com/folder/314290'. The 'Share this folder with:' section (highlighted with a red box) lists several groups: P5 Science, P4 Social Studies, P1 Language Arts, P2 HS Math, *SE Book Club, OC Common Core Network, Zootopia Project, Basal Alignment Project, and Edmodo in Action Rapid City. A blue callout box with a white background and a blue arrow points to the 'Share this folder with:' section, containing the text: 'Place a check in the box to share the folder with that group'. At the bottom of the page, there is a footer with the text 'Edmodo ©2013 | About | Blog | Platform | Press | Help | Jobs | Terms | Privacy'.

Communities

Where do you teach?

Communities

Discover New Communities

Subject Communities

Math
Subject Community
502593 Members Follow

Language Arts
Subject Community
552630 Members Follow

Social Studies
Members Follow

Science
Subject Community
453709 Members Follow

Follow subject and content communities to connect and share best practices and resources with other educators

Follow publisher and partner communities

Edmodo Apps

The screenshot shows the Edmodo user interface. At the top is a navigation bar with a search bar and icons for home, notifications, and profile. The main content area is divided into a left sidebar and a central feed. The sidebar includes a 'Where do you teach?' section with a user profile, a 'Groups' section with two groups listed, and 'Communities' with a 'Support' link. The central feed shows a 'Note' section with a search bar and a text input field, followed by a 'Latest Posts' section with a post from 'Dawn Kwan's group' about a 'Snapshot Due: 07/01'.

Callouts point to various features:

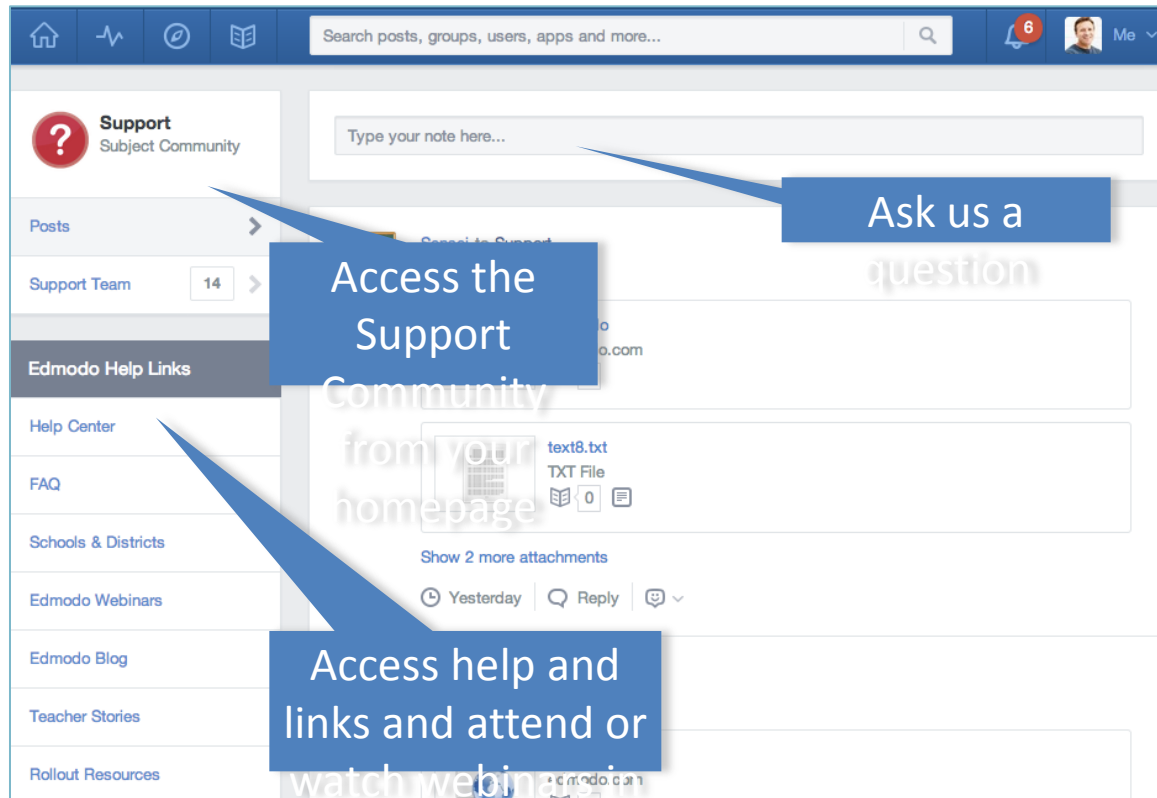
- Access the Edmodo Store to browse for integrated digital content and tools**: Points to the top right toolbar area.
- Manage apps that you've purchased**: Points to the '30' icon in the toolbar.
- Launch any installed app**: Points to the magnifying glass icon in the toolbar.
- Customize toolbar with your favorite apps**: Points to the wrench icon in the toolbar.

Edmodo Store

The screenshot displays the Edmodo Store interface. At the top, there is a navigation bar with icons for home, a pulse line, and a book, followed by a search bar containing the text "Search posts, groups, users, apps and more". Below the search bar is a left-hand navigation menu with options: "Store Home", "Manage My Apps", "Wishlist", and "Help". A "Browse by Subject" section lists categories: "Career & Tech Education", "Computer Technology", "Creative Arts", "Health & P.E.", and "Language Arts". The main content area features a large banner for the "trinket" app with a yellow key icon and the text "JOIN FREE" and "WATCH. LEARN.". To the right of the banner is a card for "PARRAOKE ST" with the text "Flip and Learn Chinese Differently" and "nǐ hǎo". Below the banner is a "Top Free Apps" section with a "Show all for all free" button and a "Show All" link. Three app cards are visible: "NextLesson" with "500+ Projects & Lessons FREE / Unlimited", and "Classroom Management" with "Class Charts FREE / Unlimited". A right-hand sidebar contains a "Store" button, a wrench icon, a grid icon, a calendar icon showing "30", and a magnifying glass icon.

Browse by subject area, recently added, and suggested

Need Help?



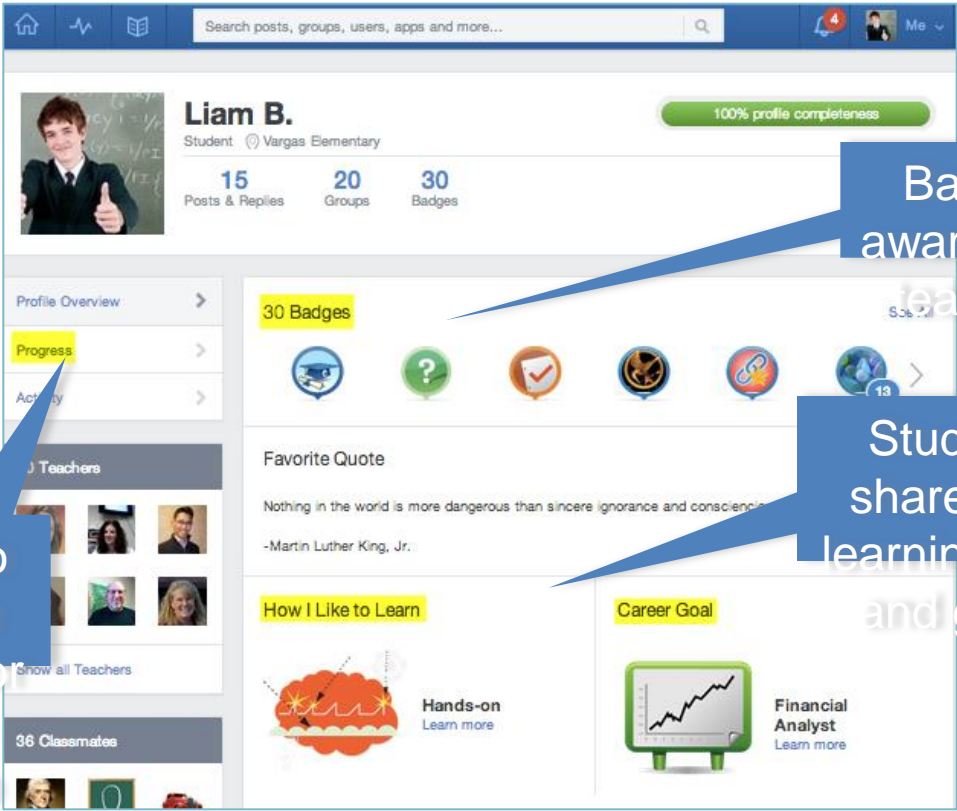
Ask us a question

Access the Support Community

Access help and links and attend or watch webinars in the help center



Student Profile



Badges awarded by teachers

Students share their learning style and goals

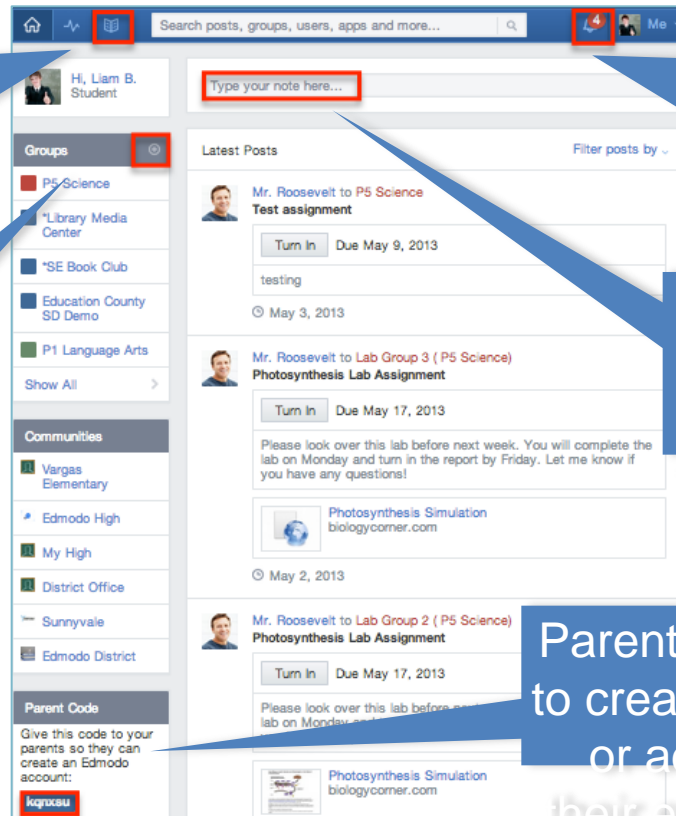
Link to grade book for each group

Student Homepage

The backpack:
Unlimited storage for documents, videos, and more.

Students can only join groups.

They cannot create groups.



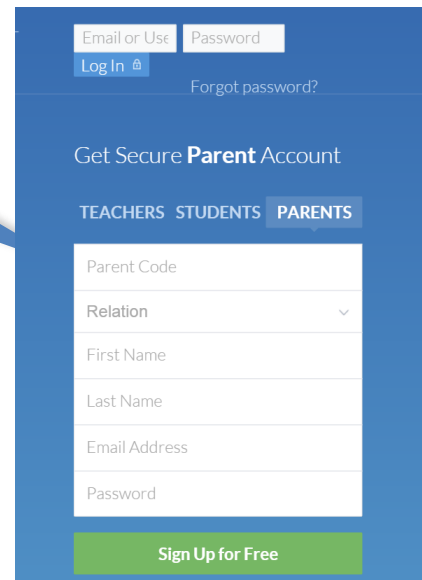
Students receive notifications for grades.

Students can only send messages to the entire group or directly to the teacher.

Parents use this code to create their account or add student to their existing account.

Parent Sign-Up

To create an account, use the parent code located on child's Edmodo homepage



The screenshot shows the Edmodo Parent Sign-Up interface. At the top, there are input fields for 'Email or Username' and 'Password', a 'Log In' button, and a 'Forgot password?' link. Below this is the heading 'Get Secure Parent Account'. There are three tabs: 'TEACHERS', 'STUDENTS', and 'PARENTS', with 'PARENTS' being the active tab. The form contains the following fields: 'Parent Code', 'Relation' (a dropdown menu), 'First Name', 'Last Name', 'Email Address', and 'Password'. At the bottom of the form is a green button labeled 'Sign Up for Free'.

Edmodo on Tablets and Phones

Mobile website for phones: m.edmodo.com

- ✓ Read and reply to posts
- ✓ Post notes to your groups
- ✓ View your notifications
- ✓ Join groups

Android Application:

- ✓ View profile page
- ✓ View all connections and send direct msgs to them
- ✓ View contents of your library and add new content to the library

20 Ways to Use Edmodo/Moodle

1. Student writing projects
2. Role playing
3. Back-channel discussion
4. Language practice
5. Grammar & Punctuation
6. Communicate with Parents
7. Book Club
8. Mobile Learning
9. Sick Days & Extended Leave
10. Teachers' Lounge
11. Tutor connection
12. Project-Based Learning
13. Co-teaching
14. RSS Feed
15. Alumni group